




PRE-RELEASE INFORMATION

VHF/UHF DUAL BAND TRANSCEIVERS

ID-51A (USA Version)

ID-51E (Europe Version)

Extends Coverage, Display and Capabilities Without Sacrificing Compactness and Usability



Dualwatch

Receives two bands simultaneously
V/V, U/U, V/U possible

AM/FM Receiver

Independent AM/FM broadcast
receiver receives broadcast stations

IPX7 Submersible

The ID-51A/E is submersible to
1m depth water for 30 minutes

Slim & Compact

Packed with loads of features in
this slim, compact body

D-STAR DV Mode

D-STAR (Digital Smart Technology
for Amateur Radio) is standard

Integrated GPS

Provides position reporting and
GPS logging functions

microSD Card Slot

Offers voice and data storage and
memory data cloning

Voice Memory

Records incoming and outgoing calls
and can be used as a voice recorder

Compact Dual Bander

The 26.4mm slim body contains 5W output, VHF/UHF dual bands, a rich D-STAR and integrated GPS receiver feature set.

Independent AM/FM Receiver

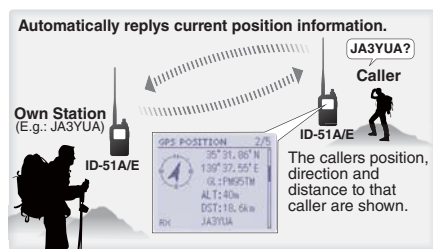
FM, AM and shortwave broadcast stations can be listened to, while using the dualwatch function for monitoring ham bands. When a ham band signal is received, the broadcast station is automatically muted.



FM broadcast receive AM + dualwatch receive
* Showing Japan version screen shots.

Automatic Position Reply Function (DV mode)

When receiving a call addressed to your call sign, this function automatically transmits your current position information. If the radio loses the GPS signal, the last position information with date and time information can be sent.



OPTIONS

BATTERY PACKS AND CASE

BP-271 : 7.4V/1150mAh (min.), 1200mAh (typ.) Li-Ion battery
BP-272 : 7.4V/1880mAh (min.), 2000mAh (typ.) Li-Ion battery
BP-273 : LR6 (AA) x 3 battery case

BATTERY CHARGERS

BC-167SA/SD : Wall charger (12V/500mA output)
BC-202 : Rapid desktop charger. Charges the BP-271/272 in 2/3.5 hours (approx.).


CIGARETTE LIGHTER AND DC POWER CABLE

CP-19R : Cigarette lighter cable with DC-DC converter
CP-12L : Cigarette lighter cable with noise filter
OPC-254L : DC power cable (12V DC required)

V/V, U/U, V/U Dualwatch

The ID-51A/E receives two bands simultaneously including in the same band*.

* When DV modes are set in main and sub bands, sub band audio will be muted.



VHF/VHF dualwatch UHF/UHF dualwatch

Other Features

- TX voice memory (1 channel, 60 seconds) for repeated calls
- Voice synthesizer function announces frequency, mode and call sign
- Voice memory function records incoming and outgoing calls and can be used as a voice recorder
- 128x104 dots large full dot-matrix display (1.6 times larger than the ID-31A/E)
- CSV formatted communication log
- 10-step battery voltage indicator
- Integrated GPS receiver with GPS logging function
- IPX7 submersible (1 meter depth water for 30 minutes)
- microSD card slot for voice and log data storage and data cloning
- DR (D-STAR repeater) mode operation makes it easy to access D-STAR repeaters
- Repeater search function searches up to 20 nearby repeater sites

SPECIFICATIONS

GENERAL			
Frequency coverage		(Unit: MHz)	
Version	Transmit	Receiver (working range)	Broadcast
ID-51A (USA)	144-148, 430-450*	A Band: 137-174, 380-479 B Band: 108-174*, 380-479	0.52-1.710, 88-108
ID-51E (EURO)	144-146, 430-440	A Band: 144-146, 430-440 B Band: 144-146, 430-440	0.52-1.710, 76-108
		*1 Guaranteed range: 144-148, 440-450MHz *2 AM mode only for 108-136.995MHz	
Type of emission		F2D, F3E, F7W	
Number of memory channels		1304 channels (including repeater, program scan edges and call channels)	
Operating Temp. range		-20°C to +60°C	
Frequency stability		±2.5ppm (on the basis of 25°C)	
Power supply requirement		7.4V DC (with BP-271, BP-272) Alkaline cells (with BP-273)	
External DC power		10-16V DC	
Current drain (at 7.4V DC)		Tx High Rx Internal SP (16Ω) External SP (8Ω)	
		Less than 2.5A Less than 450mA/350mA (DV/FM) Less than 300mA/200mA (DV/FM)	
Antenna impedance		50Ω (SMA)	
Dimensions (WxHxD, projections not included)		58x105.4x26.4 mm	
Weight (approx.)		255g (with BP-271 & antenna)	
TRANSMITTER			
Modulation system DV, FM		GMSK reactance modulation, FM reactance modulation	
Output power (at 7.4V DC)		5W, 2.5W, 1.0W, 0.5W, 0.1W (High, Mid, Low2, Low1, S-low)	
Spurious emissions		Less than -60dBc (High, Mid), Less than -13dBm (Low2, Low1, S-low)	
Max. frequency deviation		±5.0/2.5kHz (FM/FM-N)	
Ext. Mic impedance		2.2kΩ	
RECEIVER			
Sensitivity DV, FM, FM-N		Less than 0.28μV (at 1% BER) Less than 0.18μV (at 12dB SINAD)	
Selectivity DV, FM-N, FM		More than 50dB More than 55dB	
Spurious rejection		More than 60dB	
Audio output power		Internal SP (16Ω load) External SP (8Ω load)	
		More than 400mW More than 200mW	
Applicable IP Rating			
Ingress Protection Standard			
Water		IPX7 (Waterproof protection)	
Supplied accessories (* Depending on version)			
● Battery pack, BP-271		● Wall charger, BC-167SA/SD*	
● Antenna, FA-S270C		● Belt clip, MB-127	
● Cloning software, CS-51		● Hand strap	

This device has not been approved by the appropriate authorities in each country. This device may not be sold or leased, or be offered for sale or lease, until approval has been obtained. All stated features, appearances, screen shots and specifications may be subject to change without notice. Icom, Icom Inc. and the Icom logo are registered trademarks of Icom Incorporated (Japan) in the United States, the United Kingdom, Germany, France, Spain, Russia and/or other countries. All other trademarks are the properties of their respective holders.

Icom Inc. 1-31-2, Kami-minami, Hirano-ku, Osaka 547-0003, Japan Phone: +81 (06) 6793 5302 Fax: +81 (06) 6793 0013 www.icom.co.jp/world Count on us!

Icom America Inc.

2380 116th Avenue NE,
Bellevue, WA 98004, U.S.A.
Phone: +1 (425) 454-8155
Fax: +1 (425) 454-1509
E-mail: sales@icomamerica.com
URL: http://www.icomamerica.com

Icom New Zealand

146A Harris Road, East Tamaki,
Auckland, New Zealand
Phone: +64 (09) 274 4062
Fax: +64 (09) 274 4708
E-mail: inquiries@icom.co.nz
URL: http://www.icom.co.nz

Icom (UK) Ltd.

Blacksale House, Altira Park,
Herne Bay, Kent, CT6 6GZ, U.K.
Phone: +44 (0) 1227 741741
Fax: +44 (0) 1227 741742
E-mail: info@icomuk.co.uk
URL: http://www.icomuk.co.uk

Asia Icom Inc.

6F No. 68, Sec. 1 Cheng-Teh Road,
Taipei, Taiwan, R.O.C.
Phone: +886 (02) 2559 1899
Fax: +886 (02) 2559 1874
E-mail: sales@asia-icom.com
URL: http://www.asia-icom.com

Your local distributor/dealer:

Icom Canada

Glenwood Centre #150-6165 Highway 17,
Delta, B.C., V4K 5B8, Canada
Phone: +1 (604) 952-4266
Fax: +1 (604) 952-0090
E-mail: info@icomcanada.com
URL: http://www.icomcanada.com

Icom (Europe) GmbH

Communication Equipment
Auf der Krautweide 24
65812 Bad Soden am Taunus, Germany
Phone: +49 (6196) 76685-0
Fax: +49 (6196) 76685-50
E-mail: info@icom-europe.com
URL: http://www.icomeurope.com

Icom France s.a.s.

Zac de la Plaine,
1 Rue Brindejone des Moulinais, BP 45804,
31505 Toulouse Cedex 5, France
Phone: +33 (5) 61 36 03 03
Fax: +33 (5) 61 36 03 00
E-mail: icom@icom-france.com
URL: http://www.icom-france.com

Beijing Icom Ltd.

10C07 Long Silver Mansion, No.88,
Yong Ding Road, Haidian District,
Beijing, 100039, China
Phone: +86 (010) 5889 5391/5392/5393
Fax: +86 (010) 5889 5395
E-mail: bjicom@bjicom.com
URL: http://www.bjicom.com

Icom (Australia) Pty. Ltd.

Unit 1 / 103 Garden Road,
Clayton, VIC 3168 Australia
Phone: +61 (03) 9549 7500
Fax: +61 (03) 9549 7505
E-mail: sales@icom.net.au
URL: http://www.icom.net.au

Icom Spain S.L.

Ctra. Rubi, No. 88 "Edificio Can Castanyer"
Bajos A 08174, Sant Cugat del Valles,
Barcelona, Spain
Phone: +34 (93) 589 04 46
Fax: +34 (93) 589 04 46
E-mail: icom@icomspain.com
URL: http://www.icomspain.com

Icom Polska

81-850 Sopot, ul. 3 Maja 54, Poland
Phone: +48 (58) 550 7135
Fax: +48 (58) 551 0484
E-mail: icompolska@icompolska.com.pl
URL: http://www.icompolska.com.pl